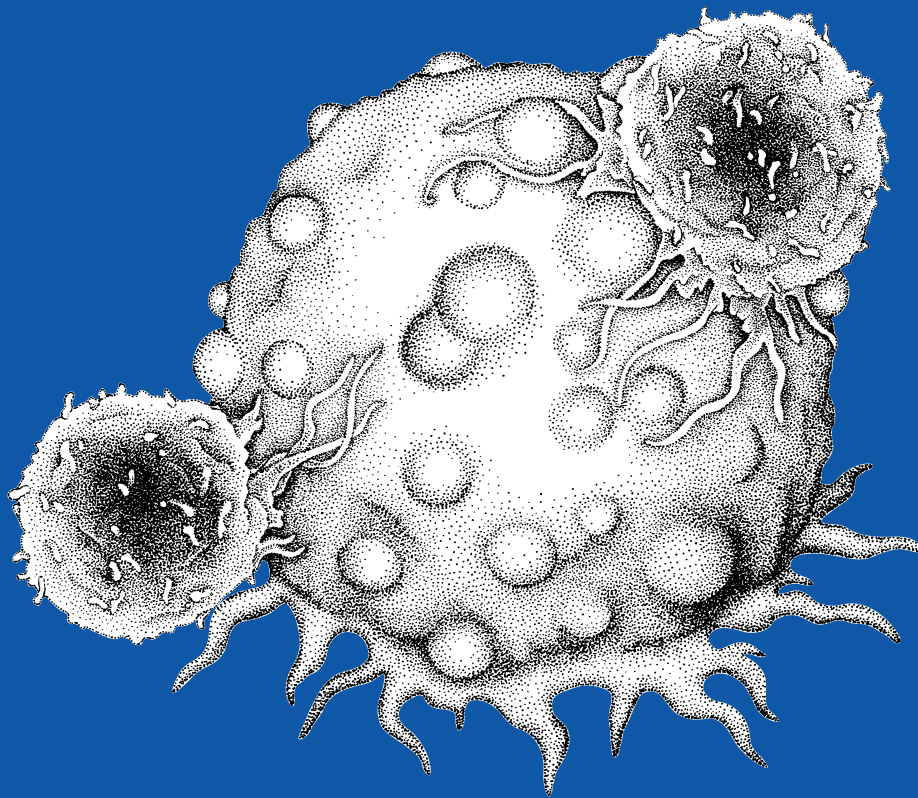


# TUMOR IMMUNOLOGY

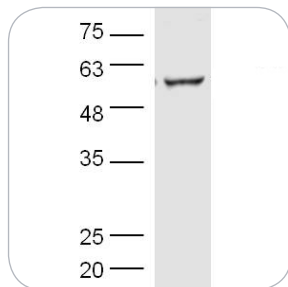


IL-1 beta | bs-0812R



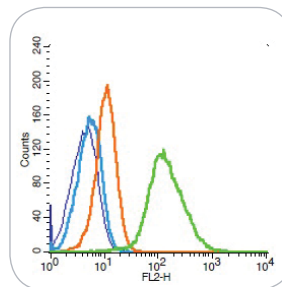
IF(IHC-P) | Mouse brain

MMP13 | bs-0575R



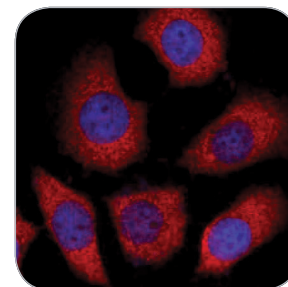
WB | Human PC3 cells

IL-6R | bs-1459R



FCM | Human Raji cells

NF-kB | bs-10037R



IF(ICC) | Human MCF-7 cells

TARGET	APPLICATION	SPECIES	CATALOG
ABCD1/CCL22	PubMed IHC, IF, ICC	Ms	bs-1761R
AKT1/2/3	PubMed WB, FCM, IHC, IF, ICC	Hu, Ms, Rt, Bv, Pg	bs-0115R
AKT1/2/3 (Ser472/Ser473/Ser474)	PubMed WB, FCM, IHC, IF, ICC	Hu, Ms, Rt	bs-5209R
Arginase 1	PubMed FCM, IHC, IF, ICC	Hu, Rt	bs-8585R
Arginase 2	PubMed WB, IHC, IF, ICC	Hu, Ms, Sh	bs-11397R
c-Ros	PubMed WB, FCM, IHC	Hu, Ms, Rt	bs-2504R
CD134	PubMed WB, IHC, IF, ICC	Hu, Ms, Rt	bs-2685R
CD137	PubMed WB, FCM, IHC	Hu, Ms, Rt	bs-2449R
CD28	PubMed WB, FCM, IHC, IF, ICC	Hu, Ms, Rt	bs-1297R
CD28	PubMed WB, IHC, IF	Hu, Ms, Rt, Bv	bs-8865R
CD4	PubMed WB, FCM, IHC, IF, ICC	Hu, Ms, Rt, Pg, Ch	bs-0647R
CD4	PubMed WB, FCM, IHC, IF, ICC	Hu, Ms, Rt	bs-0766R
CD4	WB, FCM, IHC	Hu, Ms, Rt	bs-4817R
CD40L/CD154	PubMed WB, FCM, IHC, IF, ICC	Hu, Ms, Rt	bs-1286R
CD80	PubMed WB, FCM, IHC	Hu, Ms, Rt	bs-1479R
CD80	PubMed WB, IHC, IF, ICC	Hu, Ms, Rt	bs-2211R
CD86	PubMed WB, FCM, IHC, IF, ICC	Hu, Ms, Rt, Dg	bs-1035R
CTLA4	PubMed WB, FCM, IHC, IF	Hu, Ms, Rt	bs-10006R
EGFR	PubMed WB, FCM, IHC, IF, ICC	Hu, Ch	bs-0165R
ERK1 + ERK2	PubMed WB, FCM, IHC, IF, ICC	Hu, Ms, Rt, Pg	bs-0022R
Galectin 9	IHC, IF, ICC	Hu, Ms, Rt	bs-0604R
Galectin 9	PubMed WB, FCM, IF	Hu, Ms	bs-1699R
HER2 (Tyr877)	PubMed WB, IHC, IF, ICC	Hu, Rt	bs-2896R
ICOS-L/B7-H2/CD275	PubMed WB, FCM	Hu, Ms	bs-2471R
ICOS/CD278	WB, IHC, IF, ICC	Hu	bs-2583R
IDO	PubMed WB, FCM, IHC, IF, ICC	Hu, Ms, Sh	bs-15493R
IFN Gamma	PubMed WB, FCM, IHC, IF, ICC	Hu, Ms, Rt	bs-0480R
IL-1 Beta	PubMed WB, FCM, IHC, IF, ICC	Hu, Ms, Rt, Bv, Pg, Rbt	bs-0812R
IL-1 Beta	PubMed WB, IHC, IF, ICC	Hu, Ms, Rt, Bv, Rbt	bs-6319R
IL-10	PubMed WB, IHC, IF, ICC	Hu, Ms, Rt, Rbt	bs-0698R
IL-13	PubMed WB, IHC, IF, ICC	Hu, Ms, Rt	bs-0560R
IL-2	PubMed WB, IHC, IF, ICC	Hu, Rbt	bs-0605R
IL-2	PubMed IHC, IF, ICC	Hu, Ms, Rt	bs-1191R
IL-5	PubMed WB, IHC, IF, ICC	Hu, Ms, Rt	bs-1318R
IL-6	PubMed WB, IHC, IF, ICC	Ms, Rt	bs-0379R

TARGET	APPLICATION	SPECIES	CATALOG
IL-6	PubMed WB, FCM, IHC, IF, ICC	Hu, Ms, Rt, Bv, Rbt	bs-0782R
IL-6R Alpha	PubMed FCM, IHC, IF, ICC	Hu, Ms, Rt	bs-1805R
IL-6R Beta/CD130/gp130	PubMed WB, FCM, IHC, IF, ICC	Hu, Ms, Rt	bs-1459R
JAK2	PubMed WB, FCM, IHC, IF, ICC	Hu, Ms, Rt	bs-0908R
MHC class 1	WB, IHC, IF, ICC	Hu	bs-10251R
MHC Class 2	PubMed WB, IHC, IF, ICC	Hu, Ms	bs-8481R
MMP-1	PubMed WB, IHC, IF, ICC	Hu, Ms, Rt, Rbt	bs-0424R
MMP-13	PubMed WB, IHC, IHC	Hu, Ms, Rt	bs-0575R
MMP-20	PubMed WB, IHC, IF, ICC	Hu, Ms	bs-0985R
MMP-3	PubMed WB, IHC, IF, ICC	Hu, Ms, Rt, Rbt	bs-0413R
MMP19	WB, IHC, IF, ICC	Hu, Ms	bs-10058R
MMP2	PubMed WB, FCM, IHC, IF, ICC	Hu, Ms, Rt, Rbt	bs-0412R
MMP9	PubMed WB, IHC, IF, ICC	Hu, Ms, Rt, Rbt	bs-0397R
NFKB p100/p52	PubMed FCM, IHC, IF, ICC	Hu, Ms	bs-10037R
NFKB p105 / p50	PubMed WB, IHC, IF, ICC	Hu, Ms, Rt	bs-1194R
NFKB p65	PubMed WB, FCM, IHC, IF, ICC	Hu, Ms, Rt, Bv, Ch	bs-0465R
NFKB p65 (Ser536)	PubMed WB, FCM, IHC	Hu, Ms, Rt, Bv, Ch	bs-0982R
P38 MAPK	PubMed WB, FCM, IHC, IF, ICC	Hu, Ms, Rt, Rbt	bs-0637R
PD-1/CD279	PubMed WB, FCM, IHC, IF, ICC	Hu, Ms, Rt	bs-1867R
PDL2/B7-DC	PubMed IHC	Hu	bs-1868R
STAT1	PubMed WB, IHC, IF, ICC	Ms, Rt	bs-1317R
STAT3	PubMed WB, FCM, IHC, IF, ICC	Hu, Ms, Rt, Rbt	bs-1141R
STAT3 (Tyr705)	PubMed WB, FCM, IHC, IF, ICC	Hu, Ms, Rt, Pg, Ch, Rbt	bs-1658R
TGF Beta 1	PubMed WB, FCM, IHC, IF, ICC	Hu, Ms, Rt, Sh, Rbt	bs-0086R
TGF Beta 1 +2+3	PubMed WB, FCM, IHC, IF, ICC	Hu, Ms, Rt, Sh, Rbt	bs-4538R
TGF Beta 2 Propeptide	PubMed WB, IHC, IF, ICC	Hu, Ms, Rt	bs-0100R
TGF Beta 3 Propeptide	PubMed WB, IHC, IF, ICC	Ms, Pg	bs-0099R
TNF Alpha	PubMed WB, IHC, IF	Hu, Ms, Rt, Rbt, Horse	bs-2081R
TNF-Alpha	PubMed WB, IHC, IF	Hu, Ms	bsm-0387M
TNFR1	PubMed WB, FCM, IHC, ICC	Hu, Ms, Rt	bs-2941R
TNFRSF5	PubMed WB, FCM, IHC, IF, ICC	Hu, Ms, Rbt	bs-2929R
TNFSF4/CD252	WB, IHC, IHC	Ms, Rt	bs-2463R
TNFSF9/CD137L	WB, IHC, IF, ICC	Hu, Ms, Rt	bs-3851R
VEGF	PubMed WB, FCM, IHC, IF	Hu, Ms, Rt, Pg, Gt	bs-0279R
VEGF-A	PubMed WB, IHC, IF, ICC	Hu, Ms, Rt, Sh	bs-1665R