

# SR-5B rabbit pAb

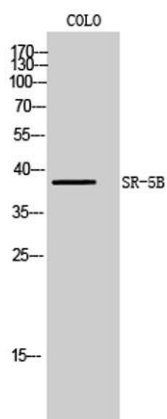
Cat No.:ES4399

For research use only

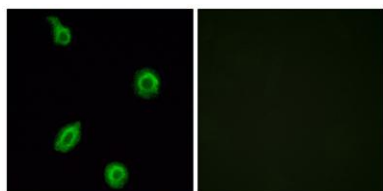
## Overview

Product Name	SR-5B rabbit pAb
Host species	Rabbit
Applications	WB;IF;ELISA
Species Cross-Reactivity	Mouse;Rat
Recommended dilutions	Western Blot: 1/500 - 1/2000. Immunofluorescence: 1/200 - 1/1000. ELISA: 1/40000. Not yet tested in other applications.
Immunogen	The antiserum was produced against synthesized peptide derived from rat HTR5B. AA range:280-329
Specificity	SR-5B Polyclonal Antibody detects endogenous levels of SR-5B protein.
Formulation	Liquid in PBS containing 50% glycerol, 0.5% BSA and 0.02% sodium azide.
Storage	Store at -20°C. Avoid repeated freeze-thaw cycles.
Protein Name	5-hydroxytryptamine receptor 5B
Gene Name	HTR5B
Cellular localization	
Purification	The antibody was affinity-purified from rabbit antiserum by affinity-chromatography using epitope-specific immunogen.
Clonality	Polyclonal
Concentration	1 mg/ml
Observed band	38kD
Human Gene ID	
Human Swiss-Prot Number	
Alternative Names	
Background	This is one of the several different receptors for 5-hydroxytryptamine (serotonin), a biogenic hormone that functions as a neurotransmitter, a hormone, and a mitogen. The activity of this receptor is mediated by G proteins. Probably involved in anxiety and depression.

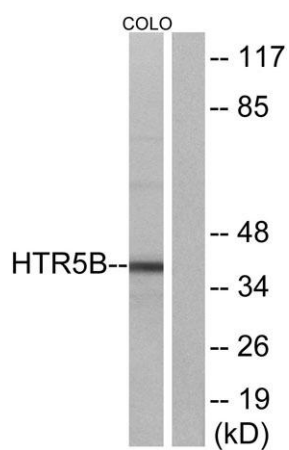




Western Blot analysis of COLO cells using SR-5B Polyclonal Antibody



Immunofluorescence analysis of HUVEC cells, using HTR5B Antibody. The picture on the right is blocked with the synthesized peptide.

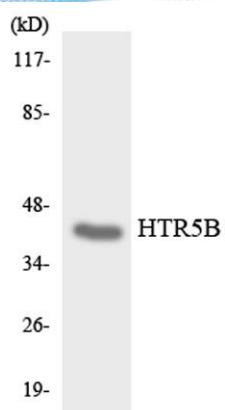


Western blot analysis of lysates from COLO cells, using HTR5B Antibody. The lane on the right is blocked with the synthesized peptide.





**ELK Biotechnology**



Western blot analysis of the lysates from HepG2 cells using HTR5B antibody.



+86-27-59760950

ELKbio@ELKbiotech.com

[www.elkbiotech.com](http://www.elkbiotech.com)

23-2, No.388 Gaoxin 2nd Road,Wuhan East Lake Hi-tech Development Zone, Hubei , P.R.C