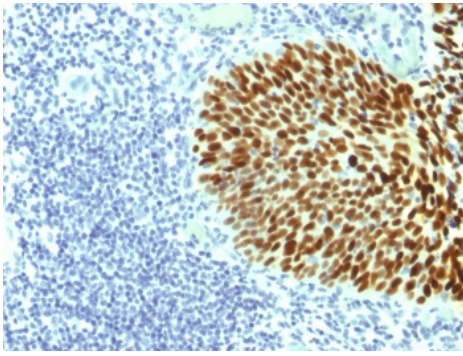


SOX-2 Antibody [clone SOX2/1791] (V3386)

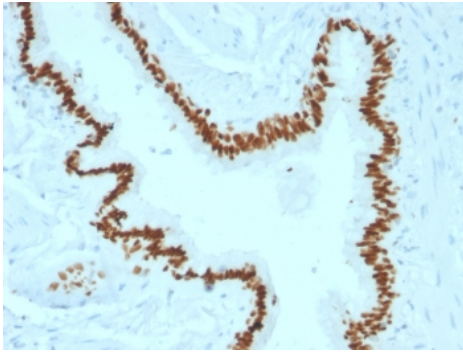
Catalog No.	Formulation	Size
V3386-100UG	0.2 mg/ml in 1X PBS with 0.1 mg/ml BSA (US sourced) and 0.05% sodium azide	100 ug
V3386-20UG	0.2 mg/ml in 1X PBS with 0.1 mg/ml BSA (US sourced) and 0.05% sodium azide	20 ug
V3386SAF-100UG	1 mg/ml in 1X PBS; BSA free, sodium azide free	100 ug
V3386IHC-7ML	Prediluted in 1X PBS with 0.1 mg/ml BSA (US sourced) and 0.05% sodium azide; *For IHC use only*	7 ml

[Bulk quote request](#)


Availability	1-3 business days
Species Reactivity	Human, Mouse
Format	Purified
Clonality	Monoclonal (mouse origin)
Isotype	Mouse IgG2b, kappa
Clone Name	SOX2/1791
Purity	Protein G affinity chromatography
UniProt	P48431
Localization	Cytoplasmic, nuclear
Applications	ELISA : 2-4ug/ml (order BSA/azide-free format) Western blot : 1-2ug/ml Immunohistochemistry (FFPE) : 1-2ug/ml for 30 min at RT
Limitations	This SOX-2 antibody is available for research use only.



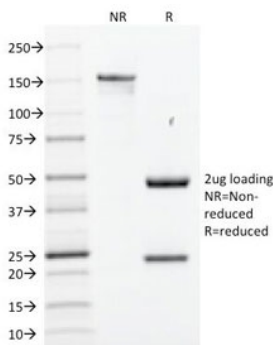
IHC testing of FFPE human cervical carcinoma with SOX-2 antibody (clone SOX2/1791). Required HIER: boil tissue sections in 10mM citrate buffer, pH 6, for 10-20 min followed by cooling at RT for 20 min.



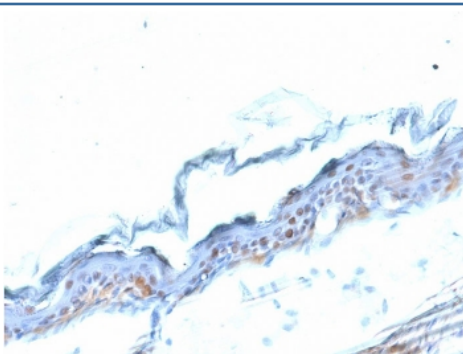
IHC testing of FFPE human lung carcinoma with SOX-2 antibody (clone SOX2/1791). Required HIER: boil tissue sections in 10mM citrate buffer, pH 6, for 10-20 min followed by cooling at RT for 20 min.



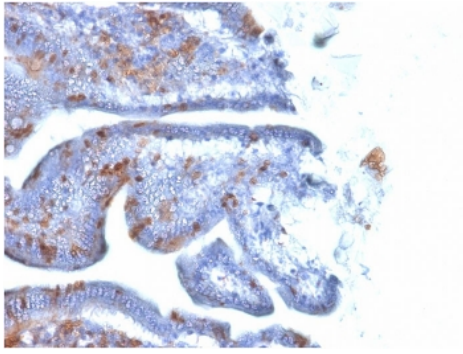
Western blot testing of 1) partial human protein and 2) human NCCIT lysate with SOX-2 antibody (clone SOX2/1791). Predicted molecular weight ~34 kDa.



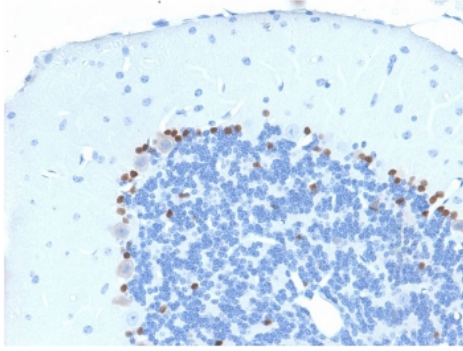
SDS-PAGE Analysis of Purified, BSA-Free SOX-2 Antibody (clone SOX2/1791). Confirmation of Integrity and Purity of the Antibody.



IHC testing of FFPE mouse stomach with SOX2 antibody (clone SOX2/1791). Required HIER: boil tissue sections in pH 9 10mM Tris with 1mM EDTA for 10-20 min followed by cooling at RT for 20 min.

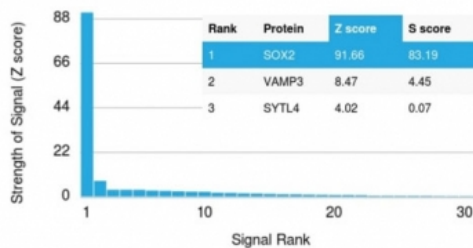


IHC testing of FFPE mouse intestine with SOX2 antibody (clone SOX2/1791). Required HIER: boil tissue sections in pH 9 10mM Tris with 1mM EDTA for 10-20 min followed by cooling at RT for 20 min.



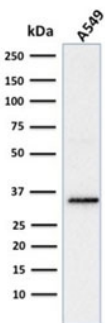
IHC testing of FFPE mouse brain with SOX2 antibody (clone SOX2/1791). Required HIER: boil tissue sections in pH 9 10mM Tris with 1mM EDTA for 10-20 min followed by cooling at RT for 20 min.

Human Protein Microarray Specificity Validation



Analysis of HuProt(TM) microarray containing more than 19,000 full-length human proteins using SOX2 antibody (clone SOX2/1791). These results demonstrate the foremost specificity of the SOX2/1791 mAb.

Z- and S- score: The Z-score represents the strength of a signal that an antibody (in combination with a fluorescently-tagged anti-IgG secondary Ab) produces when binding to a particular protein on the HuProt(TM) array. Z-scores are described in units of standard deviations (SD's) above the mean value of all signals generated on that array. If the targets on the HuProt(TM) are arranged in descending order of the Z-score, the S-score is the difference (also in units of SD's) between the Z-scores. The S-score therefore represents the relative target specificity of an Ab to its intended target.



Western blot testing of human A549 cell lysate with SOX-2 antibody (clone SOX2/1791). Predicted molecular weight ~34 kDa.

Description

SOX2 is a member of the SRY-related HMG-box (SOX) family of transcription factors involved in the regulation of embryonic development and in the determination of cell fate. At present, 30 Sox genes have been identified. SOX2 is required for stem cell maintenance in the central nervous system, and it also regulates gene expression in the stomach. SOX2 is necessary for regulating multiple transcription factors that affect Oct 3/4 expression. An essential function of SOX2 is to stabilize embryonic stem cells in a pluripotent state by maintaining the requisite level of Oct 3/4 expression.

Immunogen

Amino acids 176-305 of the human protein were used as the immunogen for the SOX-2 antibody.

Storage

Store the SOX-2 antibody at 2-8oC (with azide) or aliquot and store at -20oC or colder (without azide).

Ordering:Phone:858.663.9055 | Fax:1.267.821.0800 | Email:info@nsjbio.com

Copyright © NSJ Bioreagents. All rights reserved