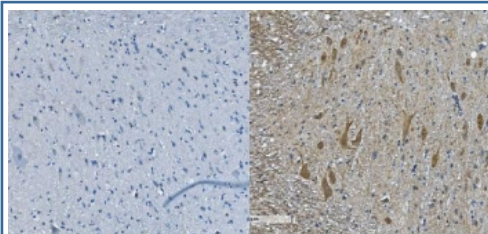


Neurofilament heavy Antibody / Nefh (RQ6260)

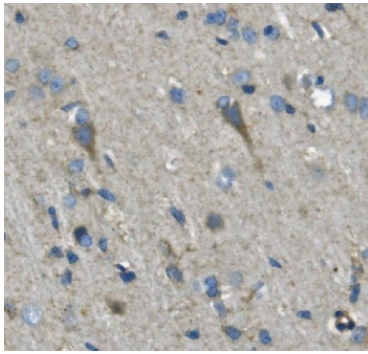
Catalog No.	Formulation	Size
RQ6260	0.5mg/ml if reconstituted with 0.2ml sterile DI water	100 ug

Bulk quote request


Availability	1-3 business days
Species Reactivity	Mouse, Rat
Format	Antigen affinity purified
Clonality	Polyclonal (rabbit origin)
Isotype	Rabbit IgG
Purity	Affinity purified
Buffer	Lyophilized from 1X PBS with 2% Trehalose
UniProt	P19246
Applications	Western blot : 1-2ug/ml Immunohistochemistry (FFPE) : 2-5ug/ml Flow cytometry : 1-3ug/million cells Direct ELISA : 0.1-0.5ug/ml
Limitations	This Neurofilament heavy antibody is available for research use only.



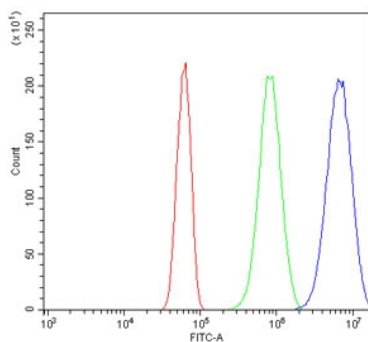
IHC staining of FFPE mouse spinal cord with Neurofilament heavy antibody (right) and negative control (left). HIER: boil tissue sections in pH8 EDTA for 20 min and allow to cool before testing.



IHC staining of FFPE rat brain with Neurofilament heavy antibody. HIER: boil tissue sections in pH8 EDTA for 20 min and allow to cool before testing.



Western blot testing of 1) rat brain and 2) mouse brain lysate with Neurofilament heavy antibody. Predicted molecular weight ~112 kDa, often visualized at ~200 kDa.



Flow cytometry testing of mouse Neuro-2a cells with Neurofilament heavy antibody at 1ug/million cells (blocked with goat sera); Red=cells alone, Green=isotype control, Blue=Neurofilament heavy antibody.

Description

Neurofilaments are type IV intermediate filament heteropolymers composed of light, medium, and heavy chains. Neurofilaments comprise the axoskeleton and functionally maintain neuronal caliber. They may also play a role in intracellular transport to axons and dendrites. This gene encodes the heavy neurofilament protein. This protein is commonly used as a biomarker of neuronal damage and susceptibility to amyotrophic lateral sclerosis (ALS) has been associated with mutations in this gene.

Application Notes

Optimal dilution of the Neurofilament heavy antibody should be determined by the researcher.

Immunogen

A mouse recombinant partial protein (amino acids Y109-E466) was used as the immunogen for the Neurofilament heavy antibody.

Storage

After reconstitution, the Neurofilament heavy antibody can be stored for up to one month at 4°C. For long-term, aliquot and

store at -20oC. Avoid repeated freezing and thawing.

Ordering:Phone:858.663.9055 | Fax:1.267.821.0800 | Email:info@nsjbio.com

Copyright © NSJ Bioreagents. All rights reserved