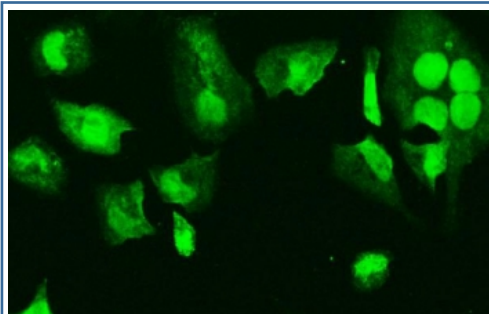


HMG4 Antibody / HMGB3 [clone 8H9] (RQ6028)

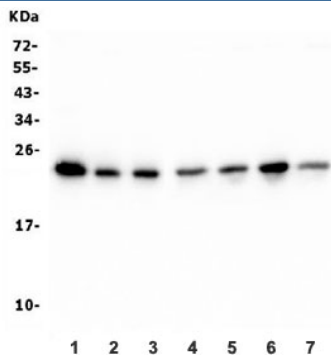
Catalog No.	Formulation	Size
RQ6028	0.5mg/ml if reconstituted with 0.2ml sterile DI water	100 ug

Bulk quote request

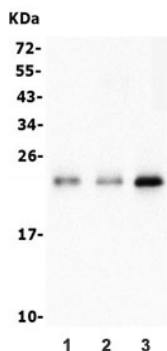
Availability	1-3 business days
Species Reactivity	Human, Mouse, Rat
Format	Purified
Clonality	Monoclonal (mouse origin)
Isotype	Mouse IgG2b
Clone Name	8H9
Purity	Affinity purified
Buffer	Lyophilized from 1X PBS with 2% Trehalose and 0.025% sodium azide
UniProt	O15347
Localization	Nuclear, cytoplasmic
Applications	Western blot : 0.5-1ug/ml Immunofluorescence : 2-4ug/ml Flow cytometry : 1-3ug/million cells
Limitations	This HMG4 antibody is available for research use only.



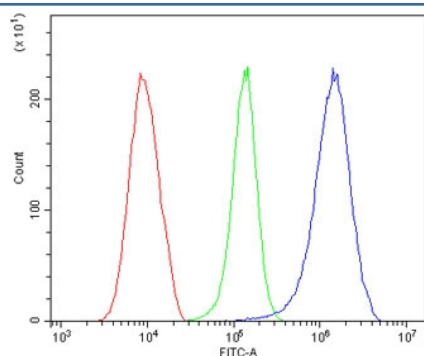
Immunofluorescent staining of FFPE human HeLa cells with HMG4 antibody. HIER: steam section in pH6 citrate buffer for 20 min.



Western blot testing of human 1) placenta, 2) HeLa, 3) T-47D, 4) HepG2, 5) Caco-2, 6) SW620 and 7) Raji lysate with HMG4 antibody. Predicted molecular weight ~23 kDa.



Western blot testing of 1) rat brain, 2) rat liver and 3) mouse ANA-1 lysate with HMG4 antibody. Predicted molecular weight ~23 kDa.



Flow cytometry testing of human HeLa cells with HMG4 antibody at 1ug/million cells (blocked with goat sera); Red=cells alone, Green=isotype control, Blue= HMG4 antibody.

Description

High-mobility group protein B, also known as HMG4, is a protein that in humans is encoded by the HMGB3 gene. This gene encodes a member of a family of proteins containing one or more high mobility group DNA-binding motifs. The encoded protein plays an important role in maintaining stem cell populations, and may be aberrantly expressed in tumor cells. A mutation in this gene was associated with microphthalmia, syndromic 13. There are numerous pseudogenes of this gene on multiple chromosomes. Alternative splicing results in multiple transcript variants.

Application Notes

Optimal dilution of the HMG4 antibody should be determined by the researcher.

Immunogen

Amino acids EMAKADKVRDYDREMKDYGPAKGGKKKKDPNAPKR from the human protein were used as the immunogen for the HMG4 antibody.

Storage

After reconstitution, the HMG4 antibody can be stored for up to one month at 4°C. For long-term, aliquot and store at -20°C.

Avoid repeated freezing and thawing.

Ordering:Phone:858.663.9055 | Fax:1.267.821.0800 | Email:info@nsjbio.com

Copyright © NSJ Bioreagents. All rights reserved