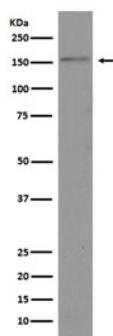


Brd4 Antibody [clone DBH-2] (RQ4766)

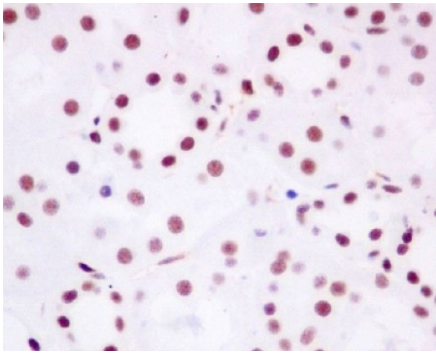
Catalog No.	Formulation	Size
RQ4766	Antibody in PBS with 0.02% sodium azide, 50% glycerol and 0.4-0.5mg/ml BSA	100 ul

[Bulk quote request](#)

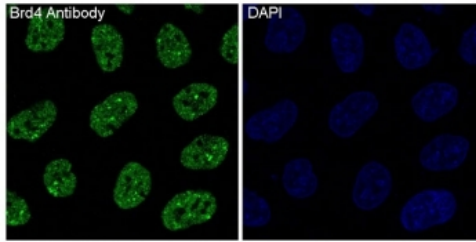
Availability	1-2 weeks
Species Reactivity	Human
Format	Purified
Clonality	Rabbit Monoclonal
Isotype	Rabbit IgG
Clone Name	DBH-2
Purity	Affinity purified
UniProt	O60885
Localization	Nuclear
Applications	Western blot : 1:500-1:2000 Immunohistochemistry (FFPE) : 1:50-1:200 Immunofluorescence/Immunocytochemistry : 1:50-1:200
Limitations	This Brd4 antibody is available for research use only.



Western blot testing of human HeLa cell lysate with Brd4 antibody. Predicted molecular weight ~156 kDa (long form, can be observed at 200+ kDa) and ~81 kDa (short form).



IHC staining of FFPE human kidney tissue with Brd4 antibody. HIER: boil tissue sections in pH6, 10mM citrate buffer, for 10-20 min and allow to cool before testing.



Immunofluorescent staining of FFPE human HeLa cells with Brd4 antibody. HIER: boil tissue sections in pH6, 10mM citrate buffer, for 10-20 min and allow to cool before testing.

Description

Bromodomain-containing protein 4 is a chromatin reader protein that recognizes and binds acetylated histones and plays a key role in transmission of epigenetic memory across cell divisions and transcription regulation.

Application Notes

Optimal dilution of the Brd4 antibody should be determined by the researcher.

Immunogen

A synthetic peptide specific to human Brd4 was used as the immunogen for the Brd4 antibody.

Storage

Store the Brd4 antibody at -20oC.