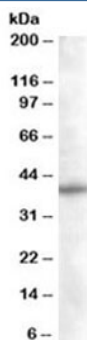


## SNX16 Antibody (R33190)

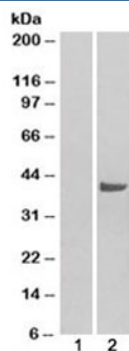
Catalog No.	Formulation	Size
R33190-100UG	0.5 mg/ml in 1X TBS, pH7.3, with 0.5% BSA (US sourced) and 0.02% sodium azide	100 ug

[Bulk quote request](#)

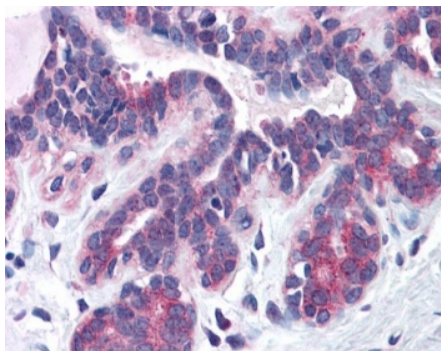
Availability	1-3 business days
Species Reactivity	Human
Predicted Reactivity	Mouse, Rat, Dog, Pig, Cow
Format	Antigen affinity purified
Clonality	Polyclonal (goat origin)
Isotype	Goat Ig
Purity	Antigen affinity
Gene ID	64089
Localization	Cytoplasmic, nuclear
Applications	Western blot : 0.05-0.2ug/ml IHC (FFPE) : 3.75ug/ml ELISA (peptide) LOD : 1:64000
Limitations	This SNX16 antibody is available for research use only.



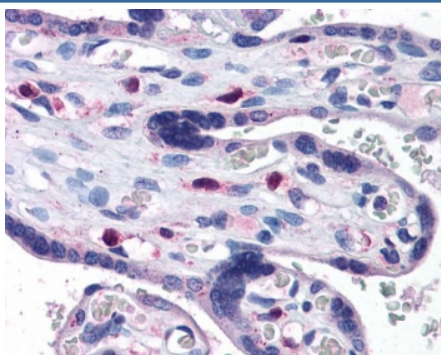
Western blot testing of Daudi lysate with SNX16 antibody at 0.05ug/ml. Predicted molecular weight: ~39 kDa.



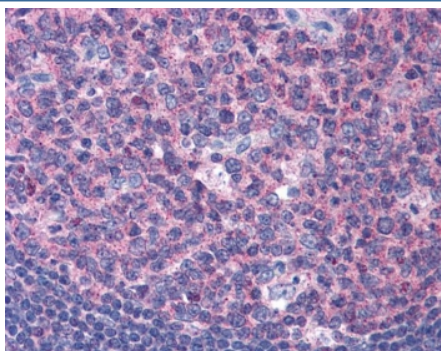
Western blot of HEK293 lysate overexpressing SNX16 probed with SNX16 antibody (mock transfection in lane 1). Predicted molecular weight: ~39 kDa.



IHC testing of FFPE human breast tissue with SNX16 antibody at 3.75ug/ml. Required HIER: steamed antigen retrieval with pH6 citrate buffer; AP-staining.



IHC testing of FFPE human placental tissue with SNX16 antibody at 3.75ug/ml. Required HIER: steamed antigen retrieval with pH6 citrate buffer; AP-staining.



IHC testing of FFPE human tonsil tissue with SNX16 antibody at 3.75ug/ml. Required HIER: steamed antigen retrieval with pH6 citrate buffer; AP-staining.

## Description

Additional name(s) for this target protein: Sorting nexin 16

## Application Notes

Optimal dilution of the SNX16 antibody should be determined by the researcher.

## Immunogen

Amino acids ATPYVPVPMPIGN were used as the immunogen for this SNX16 antibody.

## **Storage**

Aliquot and store the SNX16 antibody at -20oC.

Ordering:Phone:858.663.9055 | Fax:1.267.821.0800 | Email:info@nsjbio.com

Copyright © NSJ Bioreagents. All rights reserved