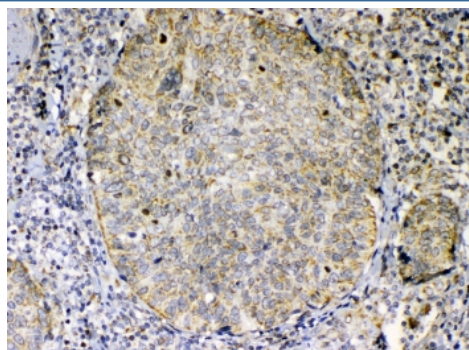


TNFSF18 Antibody (R32955)

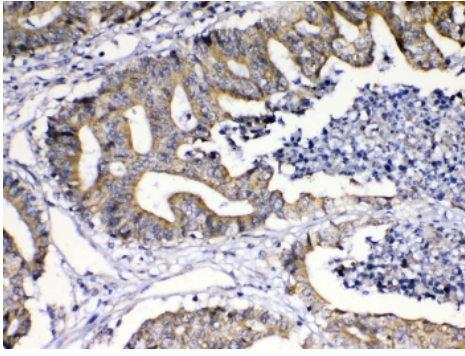
Catalog No.	Formulation	Size
R32955	0.5mg/ml if reconstituted with 0.2ml sterile DI water	100 ug

Bulk quote request

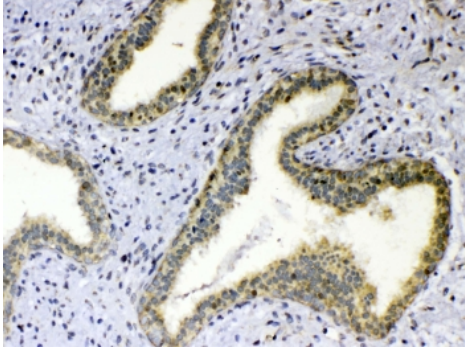
Availability	1-3 business days
Species Reactivity	Human
Format	Antigen affinity purified
Clonality	Polyclonal (rabbit origin)
Isotype	Rabbit IgG
Purity	Antigen affinity
Buffer	Lyophilized from 1X PBS with 2.5% BSA, 0.025% sodium azide
UniProt	Q9UNG2
Applications	Western Blot : 0.5-1ug/ml IHC (FFPE) : 1-2ug/ml ELISA (Capture; recombinant human protein) : 0.1-0.5ug/ml (BSA-free format available)
Limitations	This TNFSF18 antibody is available for research use only.



IHC testing of FFPE human lung cancer tissue with TNFSF18 antibody at 1ug/ml. Required HIER: steam section in pH6 citrate buffer for 20 min and allow to cool prior to testing.



IHC testing of FFPE human colon cancer tissue with TNFSF18 antibody at 1ug/ml. Required HIER: steam section in pH6 citrate buffer for 20 min and allow to cool prior to testing.



IHC testing of FFPE human breast cancer tissue with TNFSF18 antibody at 1ug/ml. Required HIER: steam section in pH6 citrate buffer for 20 min and allow to cool prior to testing.



Western blot testing of 1ng of recombinant human protein with TNFSF18 antibody at 0.5ug/ml.

Description

Tumor necrosis factor ligand superfamily member 18, also known as AITRL or GITRL, is a protein that in humans is encoded by the TNFSF18 gene. The protein encoded by this gene is a cytokine that belongs to the tumor necrosis factor(TNF) ligand family. It is mapped to 1q25.1. TNFSF18 is a ligand for receptor TNFRSF18/AITR/GITR. It has been shown to modulate T lymphocyte survival in peripheral tissues. This cytokine is also found to be expressed in endothelial cells, and is thought to be important for interaction between T lymphocytes and endothelial cells. TNFSF18-dependent modulation of tryptophan catabolism may represent an important mechanism of action of glucocorticoids, both physiologically and therapeutically.

Application Notes

Optimal dilution of the TNFSF18 antibody should be determined by the researcher.

Immunogen

A recombinant human protein corresponding to amino acids F70-S199 was used as the immunogen for the TNFSF18 antibody.

Storage

After reconstitution, the TNFSF18 antibody can be stored for up to one month at 4°C. For long-term, aliquot and store at -20°C. Avoid repeated freezing and thawing.

Ordering: Phone: 858.663.9055 | Fax: 1.267.821.0800 | Email: info@nsjbio.com

Copyright © NSJ Bioreagents. All rights reserved