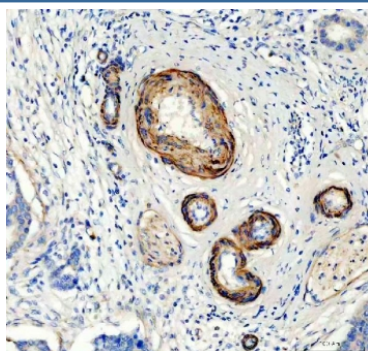


## Collagen IV Antibody / COL4A2 / Canstatin fragment (R30596)

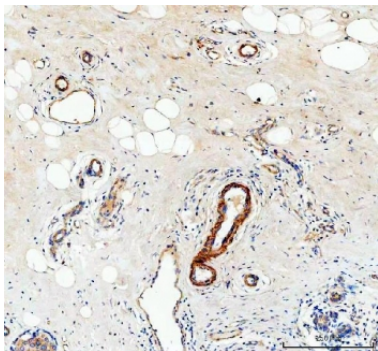
Catalog No.	Formulation	Size
R30596	0.5mg/ml if reconstituted with 0.2ml sterile DI water	100 ug

**Bulk quote request**

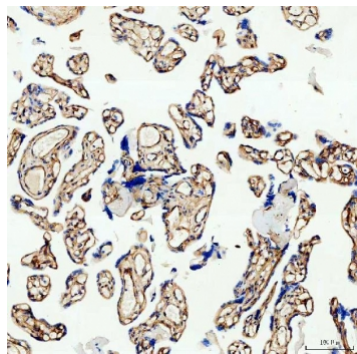
<b>Availability</b>	1-3 business days
<b>Species Reactivity</b>	Human
<b>Format</b>	Antigen affinity purified
<b>Clonality</b>	Polyclonal (rabbit origin)
<b>Isotype</b>	Rabbit IgG
<b>Purity</b>	Antigen affinity
<b>Buffer</b>	Lyophilized from 1X PBS with 2.5% BSA and 0.025% sodium azide/thimerosal
<b>UniProt</b>	P08572
<b>Applications</b>	Western blot : 0.5-1ug/ml Immunohistochemistry (FFPE) : 2-5ug/ml
<b>Limitations</b>	This Collagen IV antibody is available for research use only.



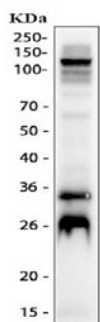
IHC testing of FFPE human breast cancer tissue with Canstatin / Collagen IV antibody at 1ug/ml. Required HIER: steam section in pH8 EDTA buffer for 20 min and allow to cool prior to staining.



IHC testing of FFPE human breast cancer tissue with Canstatin / Collagen IV antibody at 1ug/ml. Required HIER: steam section in pH8 EDTA buffer for 20 min and allow to cool prior to staining.



IHC testing of FFPE human placental tissue with Canstatin / Collagen IV antibody at 1ug/ml. Required HIER: steam section in pH8 EDTA buffer for 20 min and allow to cool prior to staining.



Western blot testing of human placental tissue lysate with Canstatin / Collagen IV antibody at 0.5ug/ml. Expected molecular weight of Canstatin: 24-30 kDa.

## Description

Canstatin, a cleavage product corresponding to the collagen alpha 2(IV) NC1 domain, is one of the six subunits of Collagen IV and possesses both anti-angiogenic and anti-tumor cell activity. It inhibits proliferation and migration of endothelial cells, reduces mitochondrial membrane potential, and induces apoptosis. Specifically induces Fas-dependent apoptosis and activates procaspase-8 and -9 activity. Ligand for alphavbeta3 and alphavbeta5 integrins.

## Application Notes

Titration of the Collagen IV antibody may be required due to differences in protocols and secondary/substrate sensitivity.

## Immunogen

An amino acid sequence from the C-terminus of human Collagen IV COL4A2 (amino acids 1697-1712: LIRTHISRCQVCMKNL) was used as the immunogen for this Collagen IV antibody (100% homologous in human, mouse and rat). This amino acid sequence is from the Canstatin fragment of the protein.

## Storage

The lyophilized Collagen IV antibody can be stored at 4°C to -20°C. After reconstitution, aliquot and store at -20°C. Avoid

repeated freezing and thawing.

Ordering:Phone:858.663.9055 | Fax:1.267.821.0800 | Email:info@nsjbio.com

Copyright © NSJ Bioreagents. All rights reserved