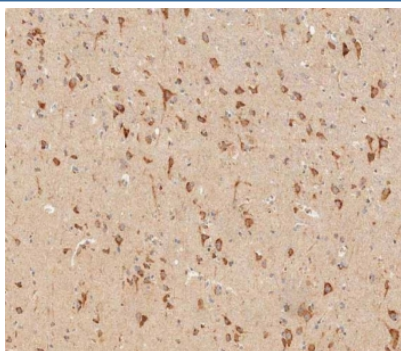


Interferon alpha receptor 1 Antibody / IFNAR1 (F54976)

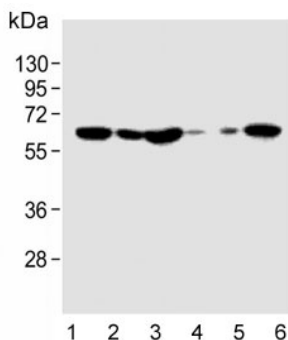
Catalog No.	Formulation	Size
F54976-0.4ML	In 1X PBS, pH 7.4, with 0.09% sodium azide	0.4 ml
F54976-0.08ML	In 1X PBS, pH 7.4, with 0.09% sodium azide	0.08 ml

[Bulk quote request](#)

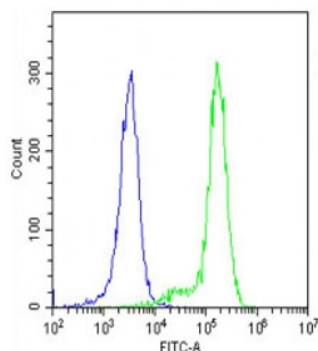
Availability	1-3 business days
Species Reactivity	Human
Format	Purified
Clonality	Polyclonal (rabbit origin)
Isotype	Rabbit IgG
Purity	Antigen affinity purified
UniProt	P17181
Localization	Cytoplasmic, cell membrane
Applications	Western blot : 1:500-1:1000 Flow cytometry : 1:25 (1x10 ⁶ cells) Immunohistochemistry (FFPE) : 1:50-1:100
Limitations	This Interferon alpha receptor 1 antibody is available for research use only.



IHC testing of FFPE human brain tissue with Interferon alpha receptor 1 antibody. HIER: steam section in pH9 EDTA buffer for 20 min and allow to cool prior to staining.



Western blot testing of human 1) HeLa, 2) 293T, 3) Jurkat, 4) brain, 5) heart and 6) K562 cell lysate with Interferon alpha receptor 1 antibody. Expected molecular weight: 64-135 kDa depending on glycosylation level.



Flow cytometry testing of fixed and permeabilized human K562 cells with Interferon alpha receptor 1 antibody; Blue=isotype control, Green= Interferon alpha receptor 1 antibody.

Description

IFNAR1 is the receptor for interferons alpha and beta. Binding to type I IFNs triggers tyrosine phosphorylation of a number of proteins including JAKs, TYK2, STAT proteins and IFNR alpha-and beta-subunits themselves.

Application Notes

The stated application concentrations are suggested starting points. Titration of the Interferon alpha receptor 1 antibody may be required due to differences in protocols and secondary/substrate sensitivity.

Immunogen

A portion of amino acids 162-188 from the human protein was used as the immunogen for the Interferon alpha receptor 1 antibody.

Storage

Aliquot the Interferon alpha receptor 1 antibody and store frozen at -20oC or colder. Avoid repeated freeze-thaw cycles.