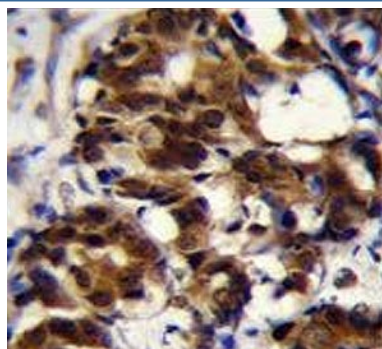


## TNFR1-associated DEATH domain protein Antibody / TRADD (F54628)

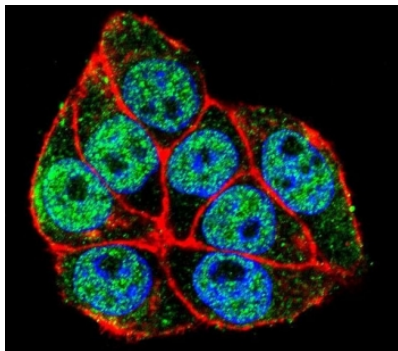
Catalog No.	Formulation	Size
F54628-0.4ML	In 1X PBS, pH 7.4, with 0.09% sodium azide	0.4 ml
F54628-0.08ML	In 1X PBS, pH 7.4, with 0.09% sodium azide	0.08 ml

[Bulk quote request](#)


<b>Availability</b>	1-3 business days
<b>Species Reactivity</b>	Human
<b>Format</b>	Purified
<b>Clonality</b>	Polyclonal (rabbit origin)
<b>Isotype</b>	Rabbit Ig
<b>Purity</b>	Antigen affinity purified
<b>UniProt</b>	Q15628
<b>Localization</b>	Cytoplasmic, nuclear
<b>Applications</b>	Immunofluorescence : 1:25 Flow cytometry : 1:25 (1x10 <sup>6</sup> cells) Immunohistochemistry (FFPE) : 1:25 Western blot : 1:500-1:2000
<b>Limitations</b>	This TRADD antibody is available for research use only.



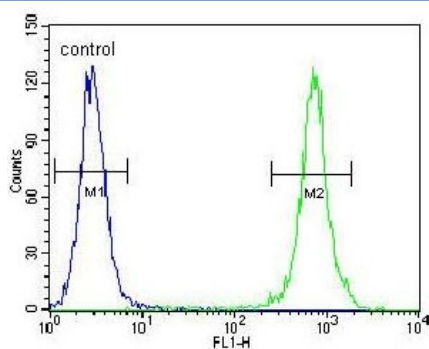
IHC testing of FFPE human breast carcinoma tissue with TRADD antibody. HIER: steam section in pH6 citrate buffer for 20 min and allow to cool prior to staining.



Immunofluorescent staining of human HeLa cells with TRADD antibody (green), DAPI nuclear stain (blue) and anti-Actin (red).



Western blot testing of human HeLa cell lysate with TRADD antibody. Predicted molecular weight ~34 kDa.



Flow cytometry testing of human HeLa cells with TRADD antibody; Blue=isotype control, Green= TRADD antibody.

## Description

The protein encoded by this gene is a death domain containing adaptor molecule that interacts with TNFRSF1A/TNFR1 and mediates programmed cell death signaling and NF-kappaB activation. This protein binds adaptor protein TRAF2, reduces the recruitment of inhibitor-of-apoptosis proteins (IAPs) by TRAF2, and thus suppresses TRAF2 mediated apoptosis. This protein can also interact with receptor TNFRSF6/FAS and adaptor protein FADD/MORT1, and is involved in the Fas-induced cell death pathway. [provided by RefSeq].

## Application Notes

The stated application concentrations are suggested starting points. Titration of the TRADD antibody may be required due to differences in protocols and secondary/substrate sensitivity.

## Immunogen

A portion of amino acids 126-151 from the human protein was used as the immunogen for the TRADD antibody.

## Storage

Aliquot the TRADD antibody and store frozen at -20oC or colder. Avoid repeated freeze-thaw cycles.

Ordering:Phone:858.663.9055 | Fax:1.267.821.0800 | Email:info@nsjbio.com

Copyright © NSJ Bioreagents. All rights reserved