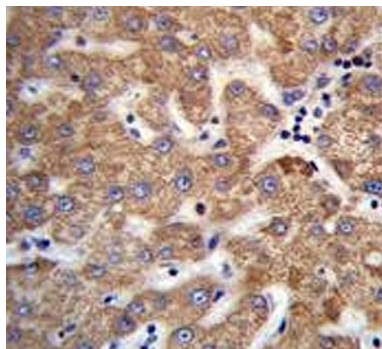


## SOWAHD Antibody / ANKRD58 (F54618)

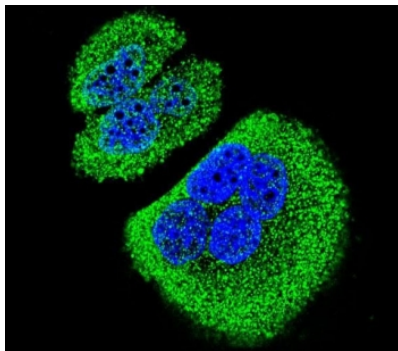
Catalog No.	Formulation	Size
F54618-0.4ML	In 1X PBS, pH 7.4, with 0.09% sodium azide	0.4 ml
F54618-0.08ML	In 1X PBS, pH 7.4, with 0.09% sodium azide	0.08 ml

[Bulk quote request](#)


<b>Availability</b>	1-3 business days
<b>Species Reactivity</b>	Human
<b>Format</b>	Purified
<b>Clonality</b>	Polyclonal (rabbit origin)
<b>Isotype</b>	Rabbit Ig
<b>Purity</b>	Antigen affinity purified
<b>UniProt</b>	A6NJG2
<b>Applications</b>	Flow cytometry : 1:25 (1x10e6 cells) Immunofluorescence : 1:25 Immunohistochemistry (FFPE) : 1:25 Western blot : 1:500-1:2000
<b>Limitations</b>	This SOWAHD antibody is available for research use only.



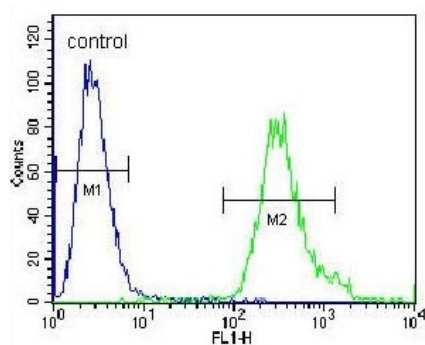
IHC testing of FFPE human liver tissue with SOWAHD antibody. HIER: steam section in pH6 citrate buffer for 20 min and allow to cool prior to staining.



Immunofluorescent staining of human A549 cells with SOWAHD antibody (green) and DAPI nuclear stain (blue).



Western blot testing of human A549 cell lysate with SOWAHD antibody. Predicted molecular weight ~34 kDa.



Flow cytometry testing of human A549 cells with SOWAHD antibody; Blue=isotype control, Green= SOWAHD antibody.

## Description

Alternate names: Ankyrin repeat domain-containing protein SOWAHD; Ankyrin repeat domain-containing protein 58

## Application Notes

The stated application concentrations are suggested starting points. Titration of the SOWAHD antibody may be required due to differences in protocols and secondary/substrate sensitivity.

## Immunogen

A portion of amino acids 196-224 from the human protein was used as the immunogen for the SOWAHD antibody.

## Storage

Aliquot the SOWAHD antibody and store frozen at -20°C or colder. Avoid repeated freeze-thaw cycles.

