


TRPM8 Antibody (F51112)

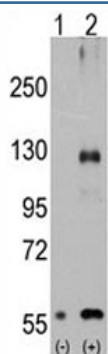
Catalog No.	Formulation	Size
F51112-0.4ML	In 1X PBS, pH 7.4, with 0.09% sodium azide	0.4 ml
F51112-0.08ML	In 1X PBS, pH 7.4, with 0.09% sodium azide	0.08 ml

[Bulk quote request](#)

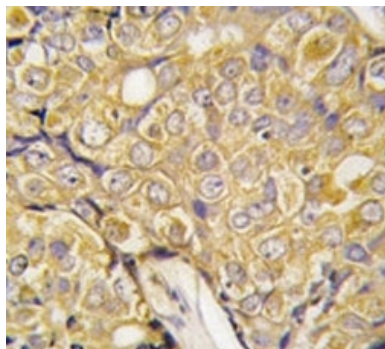
Availability	1-3 business days
Species Reactivity	Human
Format	Antigen affinity purified
Clonality	Polyclonal (rabbit origin)
Isotype	Rabbit Ig
Purity	Antigen affinity
UniProt	Q7Z2W7
Applications	Western blot : 1:1000 IHC (Paraffin) : 1:10-1:50
Limitations	This TRPM8 antibody is available for research use only.



Western blot analysis of lysate from human brain tissue using TRPM8 antibody at 1:1000.
Predicted molecular weight ~128 kDa.



Western blot analysis of TRPM8 antibody and 293 cell lysate either nontransfected (Lane 1) or transiently transfected with the TRPM8 gene (2).



IHC analysis of FFPE human prostate carcinoma tissue stained with TRPM8 antibody

Description

TRPM8 is a receptor-activated non-selective cation channel involved in detection of sensations such as coolness, by being activated by cold temperature below 25 degrees Celsius. It is activated by icilin, eucalyptol, menthol, cold and modulation of intracellular pH and involved in menthol sensation. It is permeable for monovalent cations sodium, potassium, and cesium and divalent cation calcium.

Application Notes

Titration of the TRPM8 antibody may be required due to differences in protocols and secondary/substrate sensitivity.

Immunogen

A portion of amino acids 521-552 from the human protein was used as the immunogen for this TRPM8 antibody.

Storage

Aliquot the TRPM8 antibody and store frozen at -20°C or colder. Avoid repeated freeze-thaw cycles.