

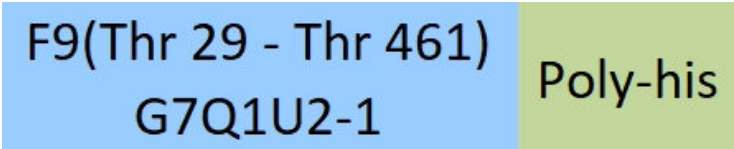
Synonym

Coagulation factor Ix,PTC,F9,THPH8,FIX,Plasma Thromboplastic Component,factor Ix

Source

Cynomolgus Coagulation factor IX, His Tag(FIX-C52H9) is expressed from human 293 cells (HEK293). It contains AA Thr 29 - Thr 461 (Accession # [G7Q1U2-1](#)).
Predicted N-terminus: Thr 29

Molecular Characterization



This protein carries a polyhistidine tag at the C-terminus.
The protein has a calculated MW of 50.6 kDa. The protein migrates as 61-70 kDa under reducing (R) condition (SDS-PAGE) due to glycosylation.

Endotoxin

Less than 1.0 EU per µg by the LAL method.

Purity

>95% as determined by SDS-PAGE.
>90% as determined by SEC-MALS.

Formulation

Lyophilized from 0.22 µm filtered solution in 50 mM Tris,150 mM NaCl,pH7.5 with trehalose as protectant.
Contact us for customized product form or formulation.

Reconstitution


Please see Certificate of Analysis for specific instructions.
For best performance, we strongly recommend you to follow the reconstitution protocol provided in the CoA.

Storage

For long term storage, the product should be stored at lyophilized state at -20°C or lower.
Please avoid repeated freeze-thaw cycles.
This product is stable after storage at:

- 20°C to -70°C for 12 months in lyophilized state;
- 70°C for 3 months under sterile conditions after reconstitution.

SDS-PAGE

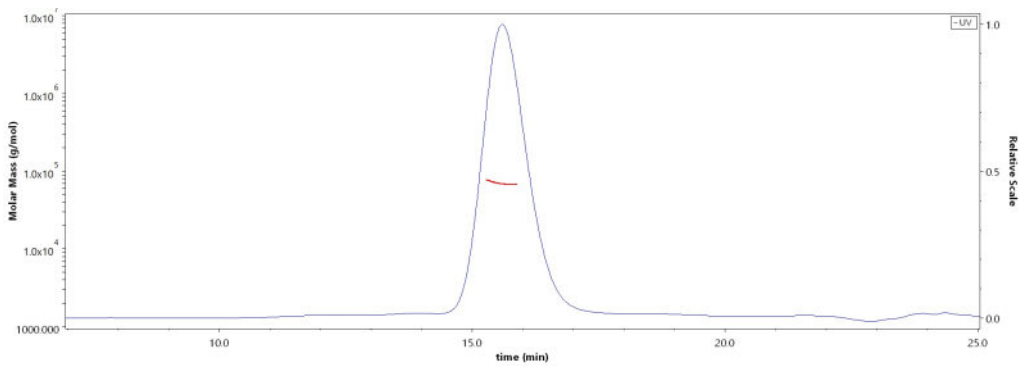


Cynomolgus Coagulation factor IX, His Tag on SDS-PAGE under reducing (R) condition. The gel was stained with Coomassie Blue. The purity of the protein is greater than 95%.

Bioactivity

Measured by its ability to cleave the fluorogenic peptide substrate, Mca-RPKPVE-Nval-WRK(Dnp)-NH2 . The specific activity is >30 pmol/min/µg (QC tested).

SEC-MALS



The purity of Cynomolgus Coagulation factor IX, His Tag (Cat. No. FIX-C52H9) is more than 90% and the molecular weight of this protein is around 55-75 kDa verified by SEC-MALS.
[Report](#)





Background

Coagulation Factor IX is also known as F9, FIX, and P19. Factor IX is a vitamin K-dependent plasma protein that participates in the intrinsic pathway of blood coagulation by converting factor X to its active form in the presence of Ca²⁺ ions, phospholipids, and factor VIIIa, and plays an important role in the intrinsic blood coagulation cascade. As a key component of the clotting cascade, Factor IX helps form stable blood clots and prevents excessive bleeding.

Clinical and Translational Updates

Discounts, Gifts,
and more!

